Multiple District 112

As of October 2026 Cumulative

Year	New Clubs	Dropped Clubs	Gain/ Loss Clubs	New Members	Charter Members	Reinstate Members	Transfer Members	Total Member Added	Total Members Dropped	Gain/ Loss Members
2022-2023	0	5	-5	372	16	14	74	476	559	-83
2023-2024	0	3	-3	386	0	5	43	434	467	-33
2024-2025	0	7	-7	393	0	25	66	484	537	-53
2025-2026	1	2	-1	346	20	22	28	416	463	-47
2026-2027	0	2	-2	111	0	12	10	133	153	-20
Average	**0**	**4**	**-4**	**322**	**7**	**16**	**44**	**389**	**436**	**-47**

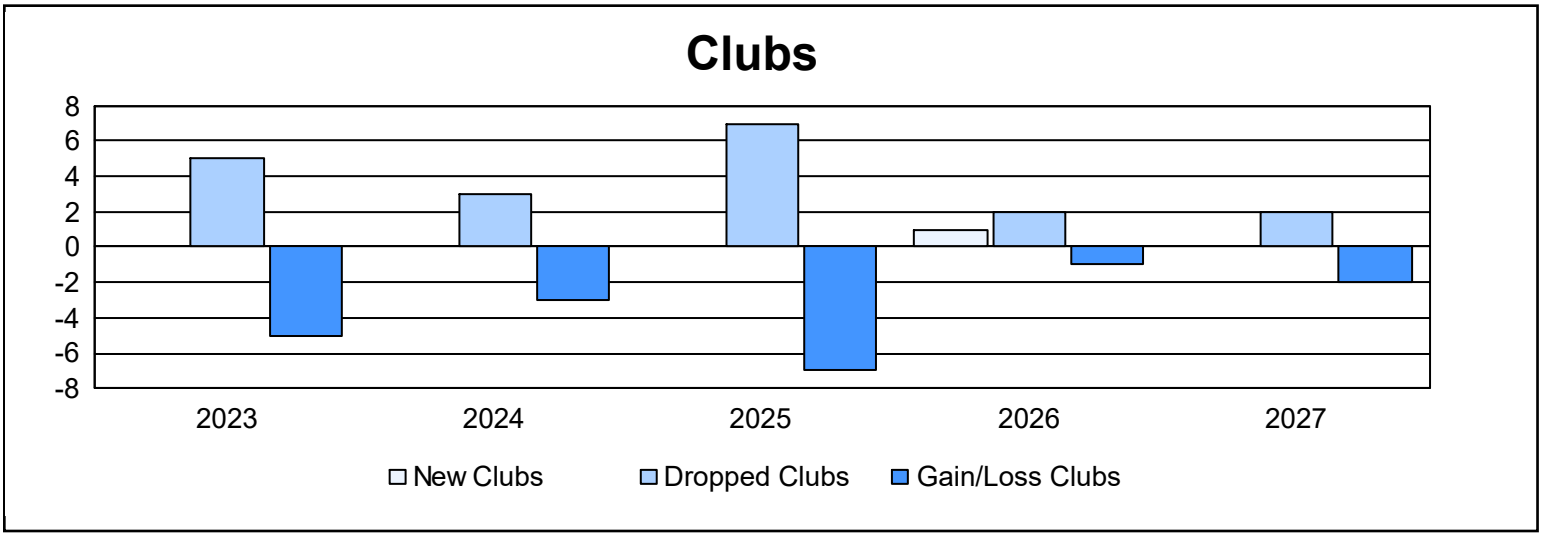

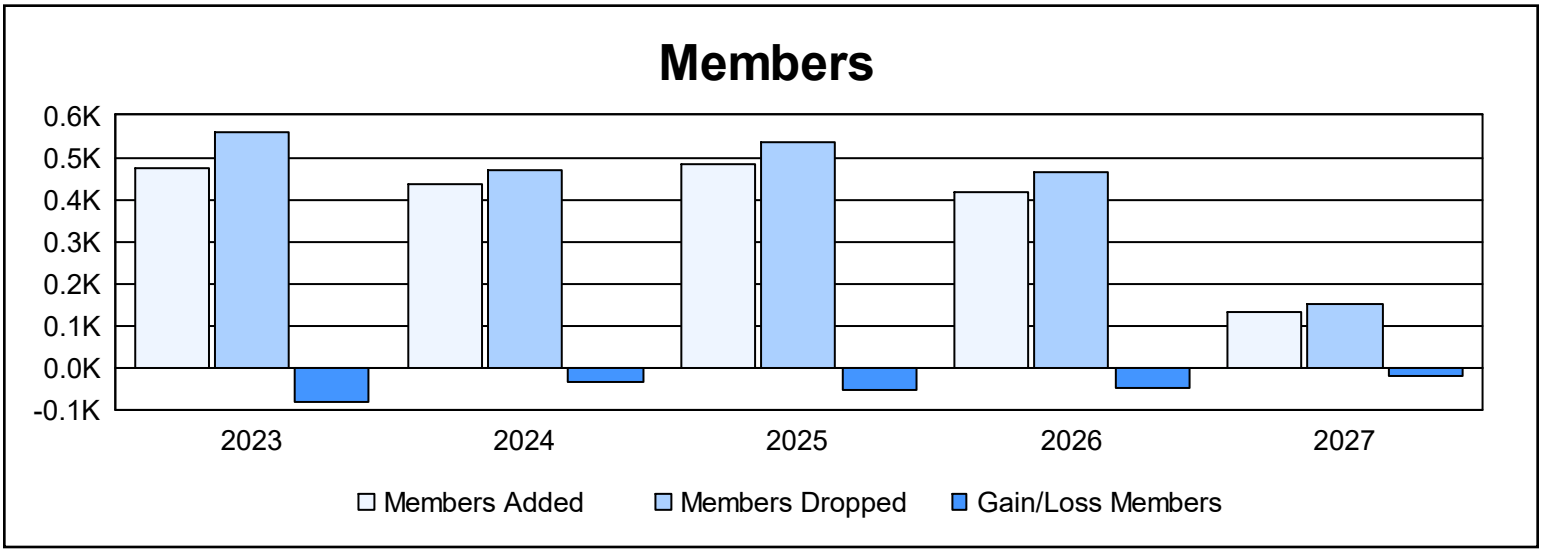

Membership Composition

October 2026 Cumulative

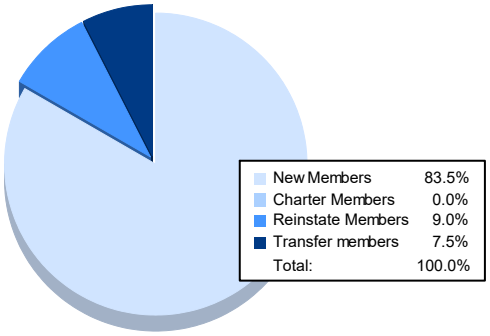

New Members	83.5%
Charter Members	0.0%
Reinstate Members	9.0%
Transfer members	7.5%
Total:	100.0%

Gender Composition

October 2026 Cumulative

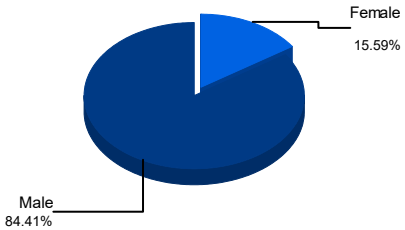

Female	15.59%
Male	84.41%
PreferNotToAnswer	0.00%
NonBinary	0.00%
Total:	100.00%